

AP DUBEX

100% on grade with

 **DBL+**

99% Drift reduction with

 **WAVE**

Easy cleaning with

 **DCS**

Trailed sprayers



Take your crop protection to the max



EFFECTIVE CROP PROTECTION



Table of contents

The standard equipment	4
The models	5-7
The unique features	8-12
AP Dubex DCS	13
AP Dubex DBL	14-15
Drift reduction	16-17
Computers and electronics	18-21
Options	22-25
Technical specifications	26-27

100% on grade with



99% Drift reduction with



Easy cleaning with



The standard equipment

All models are equipped as standard with :

- Electro-hydraulic height adjustment
- Electro-hydraulically simultaneously folding main booms/outer boom sections
- Fully balancing boom suspension
- “Superbalans” self-levelling spray boom with option for manual correction
- Anti-yaw damping
- Impact guard system on outer boom sections (back and forth)
- Electrical control main valve and sections
- ISOBUS Computer MIDI 3
- 100% Circulation line with pneumatic nozzle control
- Spiral hose with compressed air gun
- Rinse water saving return valve, manually controlled
- Wide-angle PTO shaft
- Digital pressure gauge
- Stainless steel spray line (Aisi 304)
- Level measurement Tank-Control
- Air braked axle
- Suction hose 6m with camlock coupling
- Ladder with platform
- Pressure line filter 100 mesh
- Rinsing nozzle(s) in tank
- Drain valve
- Aluminium housing on back frame
- Stainless steel fitting materials
- Plasticoat powder coating, liquid fertilizer resistant
- LED road lights
- RDW and SKL approval



The models

Junior

- Polyethylene tank 2300 litres with 250 l clean water tank
- Pump 260 l/min, 15 bar
- Air braked wheels 270/95R48, 8-hole rim dimension
- Track width : min. 1500 / max. 2000 mm



Vector

- Polyethylene tank 3200 litres with 350 l clean water tank
- Pump 18-27 m: 260 l/min, 15 bar
- Pump 30-36 m: 2x 210 l/min, 15 bar
- Air braked wheels 300/95R46, 8-hole rim dimension
- Track width : min. 1500 / max. 2250 mm



The models

Mentor

- Polyethylene tank 4000 litres with 350 l clean water tank
- Pump 18-27 m: 300 l/min, 15 bar
- Pump 30-45 m: 2x 210 l/min, 15 bar
- Air braked wheels 300/95R46, 8-hole rim dimension
- Track width : min. 1500 / max. 2250 mm



Actor

- Polyethylene tank 5000 litres with 350 l clean water tank
- Pump 18-27 m : 2x210 l/min, 15 bar
- Pump 30-45 m: 2x260 l/min, 15 bar
- Air braked wheels 520/85R38, 10-hole rim dimension
- Track width : min. 1800 / max. 2250 mm



The models

Stentor

- Polyethylene tank 6000 litres with 450 l clean water tank
- Pump : 2x 260 l/min, 15 bar
- Air braked wheels VF 380/90R46, 10-hole rim dimension
- Track width : min. 1800 / max. 2250 mm



Maxtor

- Stainless steel tank 15000 litres with 600 l clean water tank
- Pump 2x 400 l/min, bar
- Hydraulic pump drive
- Air braked wheels VF 380/90R46, 10-hole rim dimension
- 4 Wheel drive
- Built-on induction hopper (35 l)
- Automatic fill stop
- Agitator ON/OFF, electrically controlled
- Electrically controlled tank selection valve
- Track width : 2250 mm



The unique features

The tank

The models Junior, Vector, Mentor, Actor and Stentor are equipped with a light yet strong tank made of polyethylene. The inner surface of polyethylene is very smooth. Together with the effective rinsing nozzles the inside of the tank can be cleaned quickly and easily.

A clean water tank is integrated in the main tank. This functions also as a liquid damper. In combination with the specially shaped top fluid movements are minimalized. Result : stability and safety.

The tank outlet is shaped in such a way that literally all fluid can be sprayed. The current tank content is displayed by an electronic level measurement. This Tank-Control shows the current tank content both on the machine and on the control terminal.



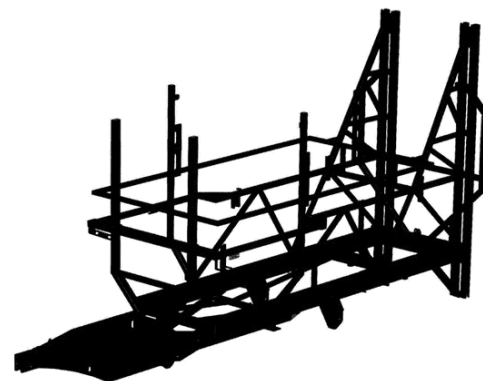
Polyethylene tank



Stainless steel tank (only on Maxtor)

The frame

The frame is robustly constructed and is the backbone of the machine. It provides a solid basis for the spray boom suspension. The axles are generously dimensioned. The combination axle and wheels provides any desired track width. All axles are equipped with a dual-circuit air brake system.



Road lighting

The standard road lighting consists of 2 rear lights, side marker / marker lighting and 2 red rear lights on the back of the folded booms. Naturally all completely in LED.



The unique features

Valves

All controls and the (optional) induction hopper can be found on the left side of the machine, simply to be operated by you, standing next to the machine.



Track following device

The automatic articulated drawbar still is unsurpassed to have both wheels run true track following within the narrow margins of the cultural sector. Whether the curve is slight or sharp, the track width of the field sprayer remains the same. The automatic drawbar steering is controlled through Trail-Control. Thanks to the proportional hydraulics steering movements will be carried out extremely smooth and at the correct speed.



Axle steering combined with Trail-Control creates a very quiet boom ride on large driving lanes and in the case of large working widths.

The earlier mentioned Trail-Control ensures the perfect control of both the drawbar and the axle steering. Trail-Control can be controlled in automatic and in manual mode. The central position of the drawbar or axle can also be activated at a press of the button. This central position is automatically activated as soon as the speed goes beyond 15 km/h. In automatic mode the sensors of Trail-Control guarantee an accurate track following by registering the position of the drawbar, the driving speed, the curve's sharpness and the wishes of the driver. Based on these variables the proportional control valve will be steered in such a way that crop damage and unwanted movements are things of the past.



The drawbar can be delivered upon request with a low or a high hitch. A ball coupling is available as an alternative for the drawbar eye.

The unique features

Spraying

When the field sprayer is equipped with two pumps, then one handles spraying and the second pump handles agitation. The tank selection valve determines whether spray liquid or clean water is sucked. From a minimum level the agitator pump will stop acting. Furthermore, the surplus of the spray pump can be returned to the suction line outside of the tank. This way the spray liquid in the tank comes to rest and foaming is prevented.

All AP DUBEX field sprayers are equipped with Bertolini piston diaphragm pumps as standard. These pumps, of proven quality, are reliable and resistant to plant protection products. The pump capacity varies from 210 to 600 litres per minute.



The pumps are well protected mounted in the drawbar.

Overview available pumps

Capacity	Speed
300 litres/min.	540 revolutions/min.
260 litres/min.	540 revolutions/min.
210 litres/min.	540 revolutions/min.

Depending on the type the AP Dubex machines are equipped with 1 or 2 pumps.

Canister flushing

AP DUBEX offers two possibilities for the dosing of plant protection products and the flushing of cans/sacks. As standard, filling and flushing is done above the tank opening. Optionally an induction hopper is available. Together with the controls you can find this device on the left side of the machine.

It is fully equipped with circulation line, injector and cleaning head. After use the filling and rinsing device will be folded in compactly alongside the machine.



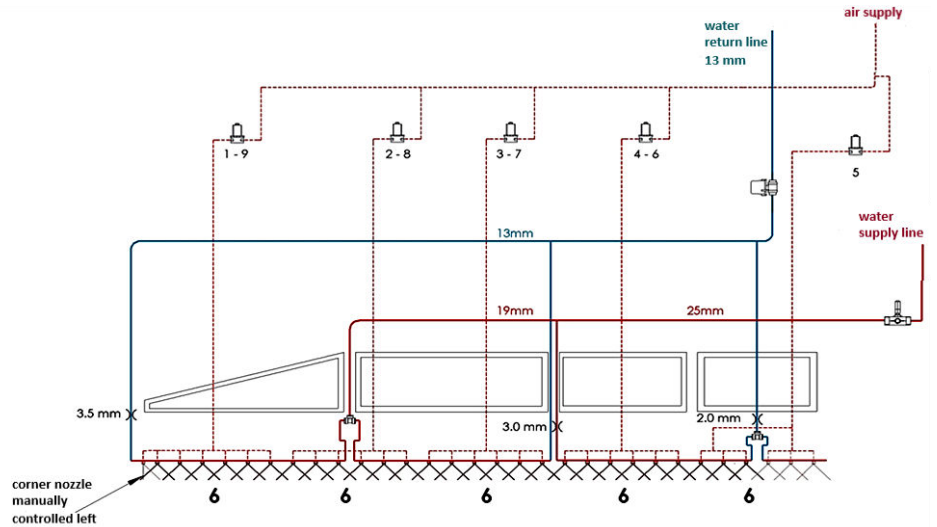
Filling and rinsing device

The unique features

True circulation line

The best of the best! The trailed sprayers of AP DUBEX are equipped as standard with a circulation line including air shut-off nozzle holders.

This high quality circulation line system makes it possible to pump spray liquid or clean water at high pressure through the spray line, without the nozzle bodies opening themselves. The nozzle bodies are actively opened with compressed air. Without compressed air they are firmly closed. No matter how wide the sprayer is, as soon as the sections open all nozzle tips will immediately and simultaneously spray the liquid.




The notorious V shape is permanently a thing of the past. When closing a nozzle or section the pressure system immediately reacts and in a second the set pressure will be on the right level.

Nozzle holders and tips



Next to all common nozzle holders AP DUBEX also offers Airtec twin fluid nozzles, air assist and the WAVE system. The section layout has a standard design but can naturally also be designed to your specific requirements.

Off center nozzles with wide throw width characteristic and for border application are available both manually and electrically controlled.



Single nozzle holder

Triplet nozzle holder

Single twin nozzle holder

Double twin nozzle holder

Quadruple nozzle holder

The unique features

Spray booms

The basic range contains spray booms with a working width up to 27 m, in the “heavy” range they are available from 27 to a maximum of 45 meters. The booms are completely constructed from steel, strong yet light. All AP Dubex spray booms are equipped with the proven “Superbalans” system. A unique system, in which the boom is freely suspended and hardly any movement will be transferred to the spray boom. The spray boom always balances independently and quickly. Furthermore the spray boom will react quickly when you correct the position of the balance.




The lifting cylinder is provided with an accumulator. This accumulator damps any unevenness in the surface so that vertical movements of the frame will not result in vertical movements in the spray boom. This provides a constant spray height and protects the spray boom against peak loads.



Swing protection

Besides swinging in vertical direction, the spray booms also move in horizontal direction. For this reason the AP Dubex field sprayers are equipped with an innovative “Anti-Swing-System”, that effectively suppresses the forward and backward movement of the boom. Strong air spring dampers damp this movement. The rubbers that, from 40 meters working width, are installed between the left and right boom section ensure that swinging during speed alterations are reduced significantly and your distribution remains at a constant over the entire working width.



Cleaning

Turbo shaped rinsing nozzles are mounted in the top of the tank. They guarantee an efficient and effective cleaning of the tank. As standard this cleaning is activated by manual valves at the left side of the machine. Optionally you can choose the remote controlled “Ecoflush-system” that combines the electric tank selection valve and the electric agitation switching with an electrically controllable tank cleaning.

AP Dubex DCS : Dubex Cleaning System

Dubex Cleaning System

If you choose the option DCS “automatic cleaning”, you have access to a DCS app in the AP Dubex menu in the terminal. In the menu you can select boom cleaning only or one of the options mentioned below.



Program Small : Once flushing of the boom and the tank.

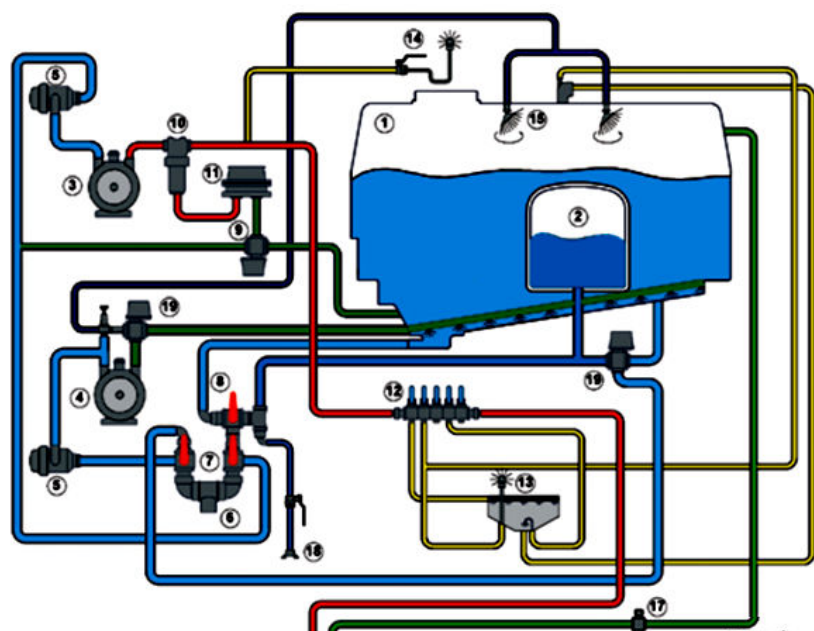


Program Standard : Thrice flushing of the boom and the tank.



Program Large : The fourth time the remaining contents of the clean water tank will be used.

The most part of the rinse water is sprayed via the booms, the remainder that has returned to the tank with the help of the circulation line, will be automatically discharged by the drain valve underneath the tank. The whole process is carried out while you are driving in the field, so you can leave the plot with a completely rinsed field sprayer.



1. Tank
2. Clean water tank
3. Spray pump
4. Agitator pump
5. Suction filter
6. Suction connection
7. Suction valve
8. Tank selection valve
9. Clean water economy circuit
10. Pressure filter
11. Pneumatic diaphragm pressure regulator
12. Control valves induction hopper (option)
13. Induction hopper (option)
14. Rinsing device (standard)
15. Tank cleaners
16. Spray boom
17. Non-return valve circulation line
18. Filling connection clean water
19. Ecoflush or DCS valves (option)

- Legend:
- Suction line
 - Pressure line
 - Return circ. line
 - Mixing line
 - Fill/Flushing line
 - Flushing line
 - Clean water line

All advantages of DCS at a glance

- Automatic cleaning
- Several cleaning programs available
- Guaranteed 100% internal cleaning
- High user-friendliness
- More rapid work progress
- Higher return

Easy **cleaning** with



AP Dubex DBL : Dubex Boom Leveling

Smarter working!

DBL is exclusively available at AP Dubex and integrates perfectly with the “superbalans” system that comes as standard on all our machines.

100% on grade with



The well-known AP Dubex “superbalans” self-levelling system is equipped with a suspension point that can move sideways. Thanks to this, unevenness in the field have only a minimum effect on the boom’s behaviour which results in a constant spraying pattern.

On slopes however, manual adjustments have to be made. Thus, we have developed a system that adjusts our “superbalans” system in bends and slopes as well. The software that now controls the boom does not only work with ultrasonic sensors for the height control, but also uses a gyroscope. This determines the rotation speed of the boom and then indicates, in cooperation with the height sensors, how fast correction is required. Furthermore the system offers compensation when driving in curves. The electronics make sure movement is stabilized quickly so separate dampers are no longer required.



The height sensors are mounted sufficiently spaced of the boom so any possible spray drift does not influence the measured values of the sensors. When the booms are folded in to the transport position the sensors will place themselves well protected in the boom.



AP Dubex DBL : Dubex Boom Leveling

Boom height control

For boom height control there are 3 options:

1. DBL Boom height control in combination with the gyroscope.
- level adjustment only.
2. DBL+ Boom height control in combination with the gyroscope and height sensors.
- level and height adjustment.
The machine has 4 height sensors.
3. DBL++ Boom height control in combination with the gyroscope, height sensors and geometry* control.
- level adjustment, height adjustment and geometry.

* You select DBL++ if you have chosen the optional variable geometry and would like to have this controlled automatically as well, the machine then has 6 height sensors altogether.



AP Dubex field sprayer with Wave and DBL in action



Drift reduction



With the by AP Dubex developed Wave system a drift reduction of 99% can be achieved. The application of transparent screens enables you to observe the nozzles and the system is less sensitive to drift.

It has been proven that an improved deposition is accomplished with a small droplet. The big advantage of a smaller droplet in the traditional spraying technology however, is that they can be blown away. Wave settles that problem.



You can use much finer droplets compared to spraying with a conventional 50 cm nozzle spacing, while spraying low-drift. Even wind is no obstacle to obtain an excellent result. The WAVE screens can open the crop to achieve a better penetration into the crop, resulting in a perfect crop coverage. Besides that, you can spray much closer to the crop due to the nozzle spacing of 25 cm. The nozzles are well protected behind the WAVE screens. The nozzle holders on a threefold boom are mounted on the outside behind a stainless steel protective tube.



Due to the drift reduction a smaller quantity of the crop protection product is needed, which obviously results in cost savings. Furthermore the product will better penetrate the crop by opening it, so that many possible diseases can be prevented/treated early. At last you will increase the capacity of your field sprayer because you need less water by spraying with a smaller droplet.

All Wave advantages at a glance

- 99%* Drift reduction at a maximum nozzle height of 20 cm above the crop
- No crop damage on neighbouring plots
- Better penetration of the product by opening the crop
- Better coverage thanks to small droplet
- Cost reduction on crop protection product
- Savings on water use
- More efficient use of work hours
- Larger capacity while less water is required

The WAVE system can also be built on existing machines, consult your dealer for details.

* Attention : these percentages apply to the Dutch law and are only indicative for foreign laws.

Drift reduction

Turbulence

Air assist with a downward draught. The AP Dubex machine with air assist offers a drift reduction of 95%* by using a 90% low-drift nozzle combined with a 50 cm nozzle spacing. Combined with a lowered spray boom and a 50% low-drift nozzle with a spray angle of max. 90° and a 25 cm nozzle spacing a drift reduction of no less than 97,5% can be achieved.

Dubex TURBULANCE Air assist is supplied with an own hydraulic system that controls the drive of the fan.



This centrally mounted fan supplies the air to the left and right air bag. This air leaves the air bag through openings in the bottom and brings along the droplets this way to achieve not only a better penetration but also an optimum coverage. Due to this the use of water and crop protection products can be reduced which results in a tremendous increase of the capacity, enabling you to create a better spray timing.

Lowered spray boom with 25 cm nozzle spacing

DRN class 90% can also be obtained with the drift reducing technique “lowered spray boom with 25 cm nozzle spacing” on the AP Dubex field sprayer. This requires nozzles complying to at least DRN class 50% with a spray angle of max. 90°. The maximum height between the nozzles and the crop or surface (if there is no crop present) is 30 cm.

This 25 cm nozzle spacing can also be equipped with the “A-B-selection”. On the terminal you can choose between spraying with the “A nozzle” (normal 50 cm nozzle), the “B nozzle” (installed between the “A nozzle”) or spraying with “A and B simultaneously” (25 cm nozzle spacing). Obviously you can choose a nozzle holder for the A and B position from a wide product range, for instance a triplet nozzle holder on position A and a single nozzle holder on position B.



Spray computers and electronics


ISOBUS

ISOBUS is a uniform language, that enables standardised communication between the several tractors and implements. A huge step forwards in convenience, efficiency and cost reduction.

Only one terminal for multiple machines

You no longer need a separate terminal for each machine, but you can use just one terminal for multiple machines. This means that you can immediately connect the machines “plug & play” to an ISOBUS tractor. Using its control and operating settings, the terminal brings the implement automatically into view.

Every AP DUBEX machine is equipped with an ISOBUS jobcomputer. This SPRAYER-Controller MIDI is an ISOBUS jobcomputer that handles the complete control of the machine. Depending on the sprayer's equipment, one or more jobcomputers will be installed.



- 1: Jobcomputer 1
- 2: Distributor Jobcomputer 1
- 3: Jobcomputer 2
- 4: Distributor Jobcomputer 2
- 5: Jobcomputer DBL
- 6: Manifold distributor



Spray computers and electronics

Terminals

You can choose between the below mentioned Müller or Trimble Terminals. All terminals contain as standard the “ISOBUS-UT-UNLOCK” which means that all machines with an ISOBUS Jobcomputer can be controlled by these terminals. Usually the terminals are combined with a joystick that brings you the most important functions within reach. Additionally, multiple apps on these terminals can be activated to increase the functionality. More information about these apps can be found further on in this brochure. Naturally you can, in consultation with us, also have the AP Dubex machines that are provided with an ISOBUS-Jobcomputer controlled by an ISOBUS terminal of a different brand.



The **BASIC-Terminal** is ideal as an introduction to ISOBUS technology. With its 5,7” display it offers all of the basic functions that are required to operate an ISOBUS implement.



The **TOUCH800** offers all of the basic functions that are required to operate an ISOBUS-implement and equipped with an 800×600 pixels TFT dual-touch colour display. The touchscreen is protected by film so it stands up to the tough use in agriculture. Data can be transferred with a USB memory drive or an external modem. Thanks to the high resolution, the data can be shown on two windows simultaneously, like on a main window and on a header window.



TOUCH1200 is the latest-generation ISOBUS-terminal: flexible, versatile and user friendly. The TOUCH1200 can be used both in portrait and in landscape format to meet the client’s wishes. In the user interface up to five precision farming functionalities can be displayed simultaneously. At present, no other terminal offers this versatility. The touchscreen is protected by film so it stands up to the tough use in agriculture. The TOUCH1200 comprises standard machine control (ISOBUS-UT-app) and ISOBUS-task management (ISOBUS-TC-app).



The Trimble **GFX-750** display is equipped with a 10” touchscreen and offers extensive possibilities for precision farming, like section control, variable rate control, wireless data exchange and full ISOBUS support. Trimble is the only manufacturer that provides a display with Android. Major advantage of Android is its intuitive functionality and the fact that many users already use it on their smartphone and tablet pc. Furthermore you can install apps so that the display offers more than just precision farming functions. The GFX-750 is suitable for automatic steering with a steering motor, CAN-bus on prepared tractors and hydraulic control.

Spray computers and electronics

During work, everything under control!

The **ISOBUS-Joystick** is a “must” as optional equipment to every ISOBUS terminal! The joystick enormously facilitates the control so you, as driver, can concentrate on the work. The joystick can be retrofitted on almost any tractor.



The **S-Box** is an additional module for section control. It can be installed directly under the terminal and facilitates the manual switching of individual sections. The direct access to the individual sections makes the S-BOX ideal for localized spraying.



The **HQ (High Quality) camera** provides you with “eyes in the back of your head”. This camera can be mounted on the machine and enables you a better sight on the functioning of your machine or on things taking place behind you during spraying. The display of the camera system is integrated in the ISOBUS terminal.



Every AP Dubex machine is delivered as standard with the digital level measuring system **TANK-Control**. Tank-Control enables an extremely accurate display of the current tank content. Optionally it can be provided with an automatic fill stop.




The current tank content can be read both on the Tank-Control display on the machine and on the ISOBUS terminal in the tractor. Furthermore, the terminal in the tractor displays the amount of acres and metres you can spray with the current tank content.



LeapBox is a one-of-a-kind PWM system due to its unique performance levels such as L/ha versus km/h. It consists of a few basic elements : the LeapCore, modules, valves, power- and data converters. Each module controls 4 valves.

The LeapBox system enables spraying as you imagine it in a perfect world, without compromising on precision and variation. LeapBox controls the dosage based on a fixed pressure, so that the optimal droplet size is always maintained. Furthermore the rate is turn compensated.

Leap-Core (yellow) controls the system. The module (green) regulates the application rate by the hi-speed valves (blue) at the nozzles.




























































Spray computers and electronics

APP & GO - functionalities to suit all requirements

The advantages of the APP & GO concept are flexibility and guaranteed future.

In the first step, you select a terminal that corresponds to your requirements. In addition to the standard apps that are already activated on the terminal, other pre-installed apps can be unlocked as required.

Available Müller terminals & corresponding standard and optional apps

		 = As standard	 = Optionally	 = Not available	 ISOBUS-UT	 ISOBUS-TC *1	 MULTI-Control	 TRACK-Leader	 TRACK-Leader AUTO® *2	 SECTION-Control *2	 ASD *3	 TRAMLINE-Management *2	 VRC *2	 agricon *4
Touchscreen	 TOUCH1200®												integrated in ISOBUS-TC-App	
	 TOUCH800®												integrated in ISOBUS-TC-App	
Touchscreen & buttons	 SMART570®													
Buttons	 BASIC-Terminal													
	 SMART430®													

* 1 This app requires ISOBUS-UT

* 2 This app requires TRACK-Leader

* 3 This app requires:

– ISOBUS-TC for target rate transfer only

– TRACK-Leader and SECTION-Control for automatic section control


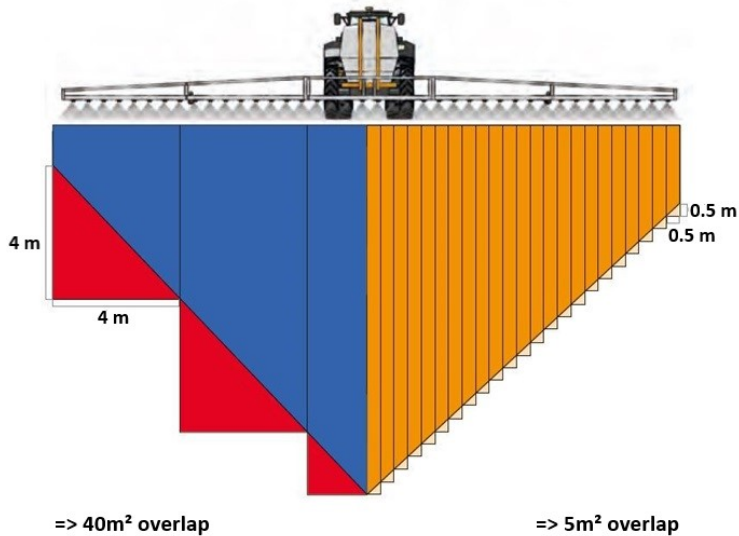
* 4 Sold exclusively by Agricon



Options

EDS - Individual nozzle control

EDS reduces overlap to a minimum. Each nozzle (nozzle spacing 50 cm) is separately controlled by the Section Control app.




EDS module in the spray boom

Air suspension

The air suspension provides maximum comfort when driving on roads! The automatic level control makes sure the optimum suspension is maintained during load changes.

If the machine is equipped with air suspension, the air brake system will be provided with ALR. This automatic load control increases the braking force as soon as the tank is filled and will reduce the braking force as soon as the tank content diminishes.



Hydrant fill (as standard on Maxtor)

The hydrant fill enables you to fill the machine with an external pump. This filling point is generously dimensioned and therefore has minimal resistance in the system. Furthermore the hydrant fill is provided with a venting valve to avoid the liquid from flowing back.

Options

Pack pneumatics

Pack pneumatics consists of a 12V compressor and a pressure switch. These make sure that the air tanks remain filled for the pneumatic nozzle shut-off. This option is redundant when the tractor is equipped with an air brake system.



Variable geometry

When you work in hilly areas or when there are objects that are situated above the normal lifting height of the machine, variable geometry can be helpful. With variable geometry you will be able to move the left and right boom 9 degrees upwards and 9 degrees downwards. If you prefer this to be automatically controlled, then DBL++ is your solution.



Storage racks

Type Junior and Stentor come as standard with an open storage rack on top of the machine. Type Vector, Mentor and Actor are supplied as standard with a lockable storage compartment on top of the machine. Optionally, they can also be provided with an open storage rack.



Exterior cleaning set with hose reel

Optionally the machine can be equipped with an exterior cleaning set with hose reel. This cleaning set is driven by the piston diaphragm pump of the machine. The reel is provided with a hose with a length of 20 m.

A suction hose with a length of 6 meters with camlock coupling is delivered as standard.




Optionally this can be provided with a strainer and floater. Furthermore a reel above the drawbar can be delivered on which the suction hose can be effortlessly carried during transport.



Options

Headland boom

Optionally a headland boom of 4, 5 or 6 meters on the right side of the machine can be delivered. On request, this can be provided with a hydraulic height adjustment. The headland boom is fully integrated in the circulation line.



Blue LED spray boom lighting

With blue LED spray boom lighting, working in dark circumstances is no longer a challenge. The spraying cone of each nozzle is perfectly illuminated. Up to a working width of 33 meters 2 blue LED work lamps are sufficient. For working widths beyond 33 meters a second set is recommended. The spray boom lighting can be switched on an off on the ISOBUS terminal.



Orange flashing light

An orange LED flashing light, installed on the rear side of the machine, is naturally also possible. This flashing light can also be switched on an off on the ISOBUS terminal in the cabin.

Hitch

The trailed AP Dubex field sprayers come as standard with a high hitch with 40mm drawbar eye that can be adjusted to 4 different heights. Optionally available are a low hitch and a K80 coupling.



High hitch with 40 mm drawbar eye

Options

Filling pump

If you work with large quantities and filling must be frequently done, a centrifugal pump, solely for the purpose of filling, can be useful. This 1000 l/ min hydraulic pump can be driven by a control valve of the tractor or by the LS system on the sprayer and enormously increases your capacity!



Hydraulic pump drive

Hydraulic pump drive with the help of a reliable 100 cc hydraulic motor. For this, a pressure compensated control valve is required.



Hydraulic support leg

Instead of the standard mechanical support leg, the AP Dubex field sprayer can optionally be equipped with a hydraulic support leg. This hydraulic skid shoe can be connected to a double functioning valve of the tractor.



Mudguards

The mudguards are equipped in black plastic. You can choose between the sizes 410, 610 or 710 mm, obviously depending on the mounted tire size.



Tires

The tire sizes mentioned below are available as standard. Naturally, on request additional sizes can also be delivered.

270/95R48 144A8 144B	320/105R54 VF 172	520/85R42 167A8 167B
300/95R46 148A8 148B	340/85R48 152A8 152B	520/85R46 173A8 173B
300/95R52 151A8 151B	460/85R38 149A8 149B	580/85R42 VF 183D
320/105R50 152D 163A2	520/85R38 170A8 170B	380/90R46 VF 173D

Approval certificate RDW

All towed machines are inspected by the RDW and delivered with an IGC form conforming to the EU regulation 167/2013 (without suspension 30 km/h, with suspension 40 km/h).

Technical specifications

	Junior	Vector [18-27]	Vector [30-36]	Mentor [18-27]	Mentor [30-36]
Content tank (l) Main tank - clean water tank	2300-250	3200-350	3200-350	4000-350	4000-350
Working widths (m)	18-27	18-27	30-36	18-27	30-36
Outer boom sections l - r simultaneously	S	S	S	S	S
Outer boom sections l - r separately	O	O	S	O	S
Variable geometry	O	O	O	O	O
Pump capacity (l/min)					
Standard	1x260	1x260	2x210	1x300	2x210
Optional	1x300	1x300/ 2x210/2x260	2x260/2x300	2x210/2x260	2x260/2x300
Sections (optionally max. 18)	7	7	9	7	30-36: 9 39-45: 11
Isobus Jobcomputer	S	S	S	S	S
Terminal, Joystick and Apps	O	O	O	O	O
DBL/DBL+/DBL++/DCS	O	O	O	O	O
EDS	O	O	O	O	O
WAVE/Air support	O	O	O	O	O
Minimal spray height (cm) Standard/lowered boom	50/30	50/30	50/30	50/30	50/30
Operating pressure max. (bar)	15	15	15	15	15
Dual circuit air brake system including RDW inspection	S	S	S	S	S
SKL inspection	S	S	S	S	S
Length (cm)	622	669	765	669	765
Width (cm)	298	255	285-299	255	285-299
Height (cm)	325-375	340-398	340-398	340-398	340-398
Empty weight (kg)	2500-3100	2950-3380	3500-4400	3000-3500	3500-4000

S = As standard

O = Optionally

Technical specifications

	Actor [18-27]	Actor [30-45]	Stentor	Maxtor
Content tank (l) Main tank - clean water tank	5000-350	5000-350	6000-450	15000-600
Working widths (m)	18-27	30-45	27-45	30-45
Outer boom sections l - r simultaneously	S	S	S	S
Outer boom sections l - r separately	O	S	O	O
Variable geometry	O	O	O	O
Pump capacity (l/min)				
Standard	2 x 210	2 x 260	2 x 260	2 x 400
Optional	2 x 260/2 x 300	2 x 300	2 x 300	-
Sections (optionally max. 18)	7	30-36: 9 39-45: 11	24-27: 7 30-36: 9 39-45: 11	30-36: 9 39-45: 11
Isobus Jobcomputer	S	S	S	S
Terminal, Joystick and Apps	O	O	O	O
DBL/DBL+/DBL++/DCS	O	O	O	O
EDS	O	O	O	O
WAVE/Air support	O	O	O	O
Minimal spray height (cm) Standard/lowered boom	50/30	50/30	50/30	50/30
Operating pressure max. (bar)	15	15	15	15
Dual circuit air brake system including RDW inspection	S	S	S	S
SKL inspection	S	S	S	S
Length (cm)	669	765	750	937
Width (cm)	255	285-299	299	299
Height (cm)	340-398	340-398	350-398	397
Empty weight (kg)	3250-3800	4000-5300	3800-6000	9160

S = As standard

O = Optionally

AP DUBEX FIELD SPRAYERS:

-  **High quality spraying technology from the smallest trailed type**
-  **Very fast pressure control**
-  **Low empty weight**
-  **Own boom height control, from automatic level adjustment to automatic boom height control including headland management**
-  **Own cleaning system with several programs for a complete and thorough cleaning of the machine**
-  **ISOBUS ready as standard**
-  **Very strong spray booms, suitable for Wave and air support**
-  **Accessible control with modern electronics**
-  **High quality coated finish**
-  **Room for customer-specific requirements**
-  **Maintenance-friendly & low maintenance costs**
-  **Correct price / performance ratio**

AP DUBEX

Crop protection solutions

AP DUBEX BV
Ohmweg 10
9503 GW
STADSKANAAL

T 0031 599 696 000
E info@apdubex.com
www.apdubex.com
The Netherlands